

PROCEEDINGS OF SPIE

SPIDigitalLibrary.org/conference-proceedings-of-spie

Narrow linewidth random laser based on short Er-doped artifice Rayleigh fiber

Popov, Sergei, Butov, Oleg, Bazakutsa, Alexey, Vyatkin, Mikhail Yu., Chamorovskiy, Yuri, et al.

Sergei M. Popov, Oleg V. Butov, Alexey P. Bazakutsa, Mikhail Yu. Vyatkin, Yuri K. Chamorovskiy, Krassimir Panajotov, Andrei A. Fotiadi, "Narrow linewidth random laser based on short Er-doped artifice Rayleigh fiber," Proc. SPIE 11357, Fiber Lasers and Glass Photonics: Materials through Applications II, 113571Q (1 April 2020); doi: 10.1117/12.2557818

SPIE.

Event: SPIE Photonics Europe, 2020, Online Only, France

Narrow linewidth random laser based on short Er-doped artifice Rayleigh fiber

Sergei M. Popov^{a*}, Oleg V. Butov^b, Alexey P. Bazakutsa^b, Mikhail Yu. Vyatkin^a,
Yuri K. Chamorovskiy^a, Krassimir Panajotov^c and Andrei A. Fotiadi^{d-f}

^a Kotelnikov Institute of Radioengineering and Electronics (Fryazino Branch) Russian Academy of Science, 141190, Vvedenskogo Sq. 1, Fryazino, Russia; ^b Kotelnikov Institute of Radioengineering and Electronics Russian Academy of Science, 125009, Mokhovaya 11 bld. 7, Moscow, Russia;

^c Applied Physics and Photonics Department, Vrije University of Brussel, 1050 Ixelles, Belgium;

^d Electromagnetism and Telecommunication Department, University of Mons, Mons, B-7000, Belgium; ^e Ulyanovsk State University, 42 Leo Tolstoy street, Ulyanovsk, 432970, Russian Federation; ^f Ioffe Physico-Technical Institute of the Russian Academy of Sciences, St. Petersburg 194021, Russian Federation;
*e-mail: sergei@popov.eu.org

ABSTRACT

We report on random lasing observed with 5-m-long Er-doped fiber comprising an array of weak fiber Bragg gratings (FBGs) inscribed in the fiber core and uniformly distributed over the whole fiber length. The laser design ensures domination of dynamical population inversion grating over the FBGs in total distributed feedback enabling laser stabilization and nonlinear laser line filtering of the natural laser Lorentzian linewidth down to sub-300-Hz range, both observed in the experiment.

Keywords: Random fiber laser, fiber Bragg gratings array, artifice Rayleigh fiber, dynamical population inversion grating

1. INTRODUCTION

Random fiber lasers have recently become a topic of great interest for researchers around the world due to the fact that they are able to produce light with unique performance characteristics without imposing stringent requirements on the optical resonator [1-7]. Traditionally, random fiber lasers are implemented using long (10–100 km) Raman or Brillouin fiber amplifiers possessing inhomogeneous gain line broadening and comprising weak stationary (“frozen”) scattering centers uniformly distributed over the fiber length (Rayleigh scattering). Current trends in random fiber lasers are associated with transition to short laser configurations based on short (~100m) FBG array fibers referred to as artificial Rayleigh fibers (the term accepted in distributed fiber sensing) [8-12] and/or using active fibers [13-22]. In comparison with traditional random fiber lasers, the use of short Rayleigh fibers provides much lower spectral selectivity to the generated light; therefore, in general, such lasers operate much broader laser linewidths. In random lasers comprising the active fibers the distributed dynamic population inversion gratings inscribed by the lasing radiation in the active media (through the light induced refractive index changes [23-28]) may have a reverse effect on the writing laser radiation via a feedback they provide [23]. The integrated reflectivity induced by the dynamical gratings in active fibers could be as high as 8% [22]. Factually, during the lasing they are reformatting the random laser cavity initially formed by the stationary scattering centers and may drastically affect the laser dynamics [20-22]. Recently, some of us have reported random lasing based on Brillouin gain and combined action of stationary and dynamic reflecting structures demonstrating an unexpected narrowing of the laser line down to 10 kHz [29, 30]. In that laser system, the effects of stationary random lasing and nonlinear laser line filtering provided by the dynamical population inversion grating occurred in different fibers, i.e. in 100-m length of a single-mode artificial Rayleigh fiber and a 1-m length of Er-doped fiber, respectively. Without the active fiber segment, the laser operated several spectral components. In this paper, we go two steps further demonstrating random lasing with sub-300-Hz laser Lorentzian linewidth achieved (i) in a single 5-m long artificial Rayleigh Er-doped fiber and (ii) under the population inversion amplification possessing inhomogeneous

gain line broadening. In contrast to previous works on random lasing in Er-doped fibers comprising multiple discrete FBGs [13-19], in our recent experiment [31] we use numerous gratings inscribed over the whole Er-doped fiber length and exhibiting very low individual reflectivity. Such laser design ensures domination of the reflectivity imposed by dynamical population inversion grating over weak stationary reflection centers, thus enabling effective nonlinear filtering immediately in the fiber cavity and Lorentzian laser linewidth narrowing down to sub-300-Hz frequency range.

2. EXPERIMENT

The experimental configuration of the random laser is shown in Fig. 1.

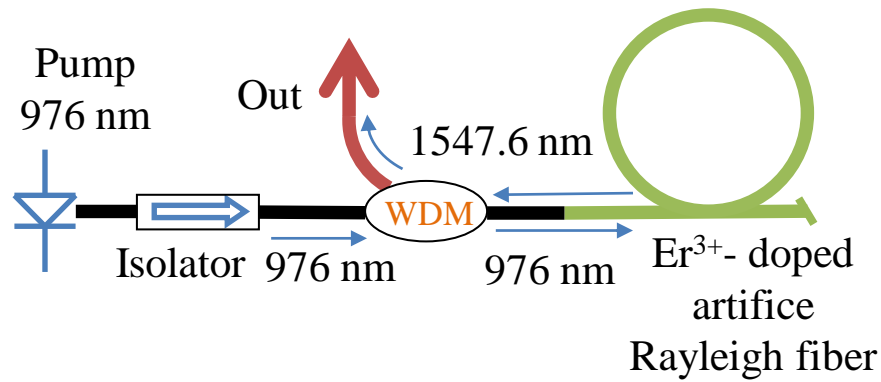


Figure 1. The experimental configuration of the random laser.

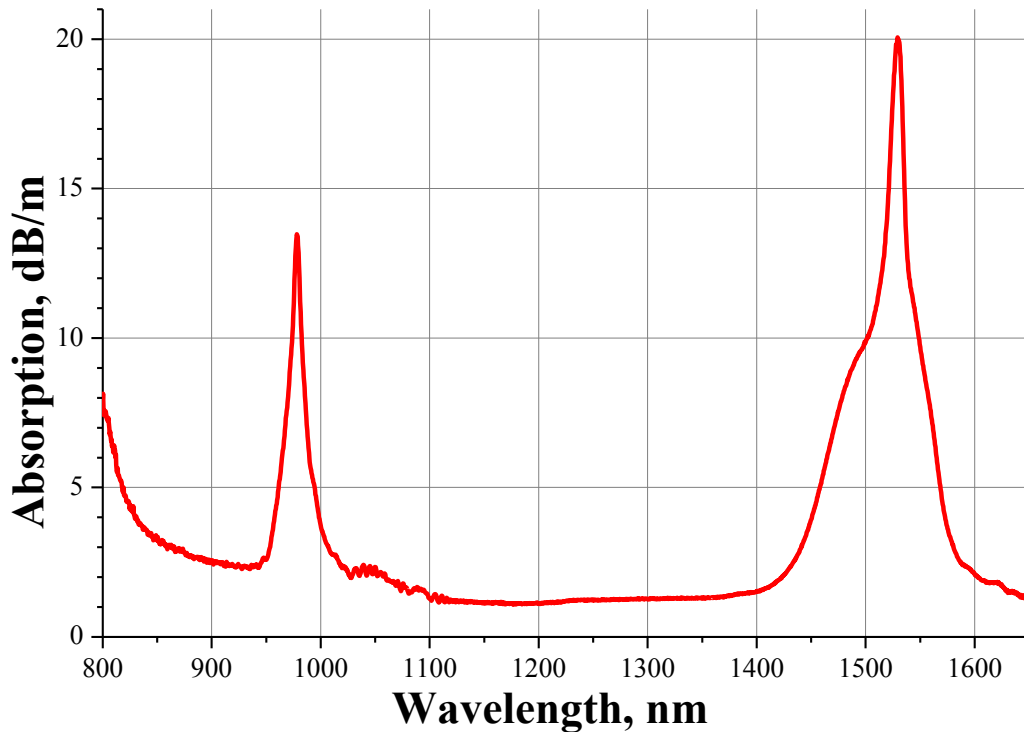


Figure 2. Optical absorption losses in the Er³⁺-doped optical fiber.

The artificial Er-doped Rayleigh fiber (FBG array fiber) has been fabricated from the preform using the IRE fiber drawing tower equipped with an KrF-excimer laser. The fiber preform with Er³⁺-doped germanium-free silica core has been manufactured by the surface plasma chemical vapor deposition (SPCVD) method [32]. The refractive index fiber profile is provided by adding aluminum into the core silica glass network. The fiber core diameter is 6 μm, cladding diameter is 125 μm, core/cladding refractive index step difference is ~0.0045, numerical aperture is ~ 0.11, peak light absorption at 976 nm and 1530 nm is 13 and 20 dB/m, respectively. Absorption spectrum of fiber is shown in Fig. 2.

Multiple weak uniform 1-cm-long FBGs with an individual peak reflectivity of ~0.00003% at ~1547.6 nm are inscribed in the fiber core by the KrF- laser at 248 nm (the pulse energy density is ~400 mJ/cm², pulse duration is 10 ns, repetition rate is 10 Hz) through a phase mask with a grating's pitch of 1070 nm, in-situ, one-by-one, immediately during the fiber drawing process (the drawing speed is 6 m/min) [9-12]. All FBGs are uniformly distributed over the fiber length with 100% fill factor (i.e. without an overlap and gap between the neighboring gratings). The total reflectivity measured with 3-m fiber length exhibits a ~0.01% peak at 1547.6 nm with ~0.2 nm spectrum FWHM width (Fig.3 (bottom inset)). The fiber longitudinal profile measured at 1547.6 nm by the optical frequency domain reflectometer (OFDR) [33] Luna 4400 is shown in Fig. 3.

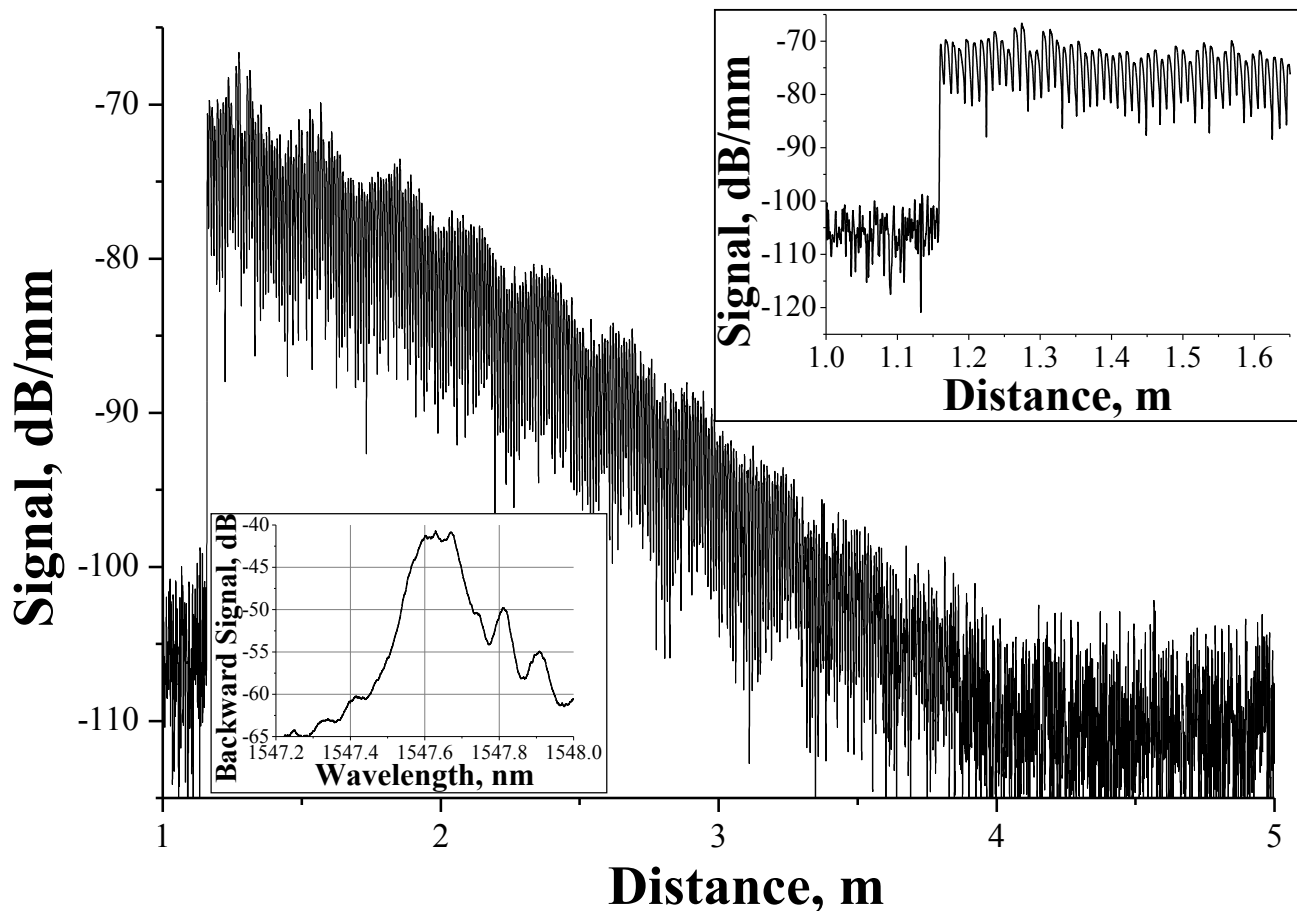


Figure 3. The OFDR trace of the Er-doped artificial Rayleigh fiber (~60 m), a zoom of the OFDR trace (top); Reflectivity spectrum of the fiber (~3m) (bottom).

The observed regularity with the period of ~1/cm highlights the inscribed FBG array (Fig.3 (top inset)). It is worth noting that due to the phase-based principle of the OFDR commonly used in fiber sensing [34-37], a noncoherent luminescence (noise) induced by the interrogating signal does not make a significant contribution to the recorded traces. However, only first ~4 m of the fiber are observable in Fig.3 due to high absorption at the testing wavelength. The artificial Er-doped Rayleigh fiber (FBG array fiber) is pumped at 976 nm through a wavelength-division-multiplexer (WDM) by 650mW pump laser diode (Gooch & Housego). The laser radiation is monitored through the second WDM

arm. To avoid backreflections two free ends of the fiber configuration (i.e. belonging to WDM and Rayleigh fiber) are angled cleaved. The laser optical spectrum is centered at ~ 1547.6 nm as shown in Fig. 4 (a). Fig. 4 (b) shows the output laser power as a function of the pump power demonstrating the maximal conversion efficiency of 2.5% achieved at 300 mW.

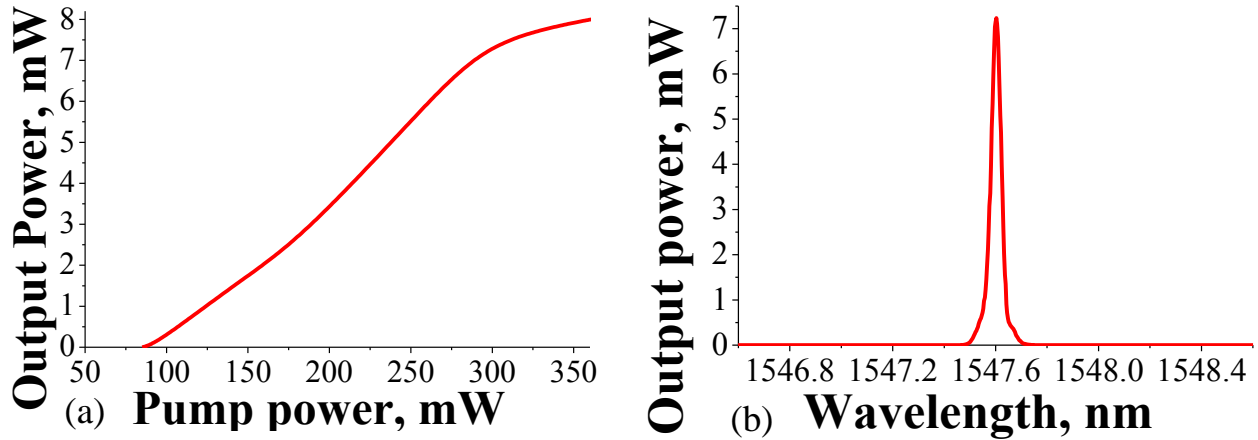


Figure 4. The output power as a function of the pump power (a) and laser optical spectrum (b).

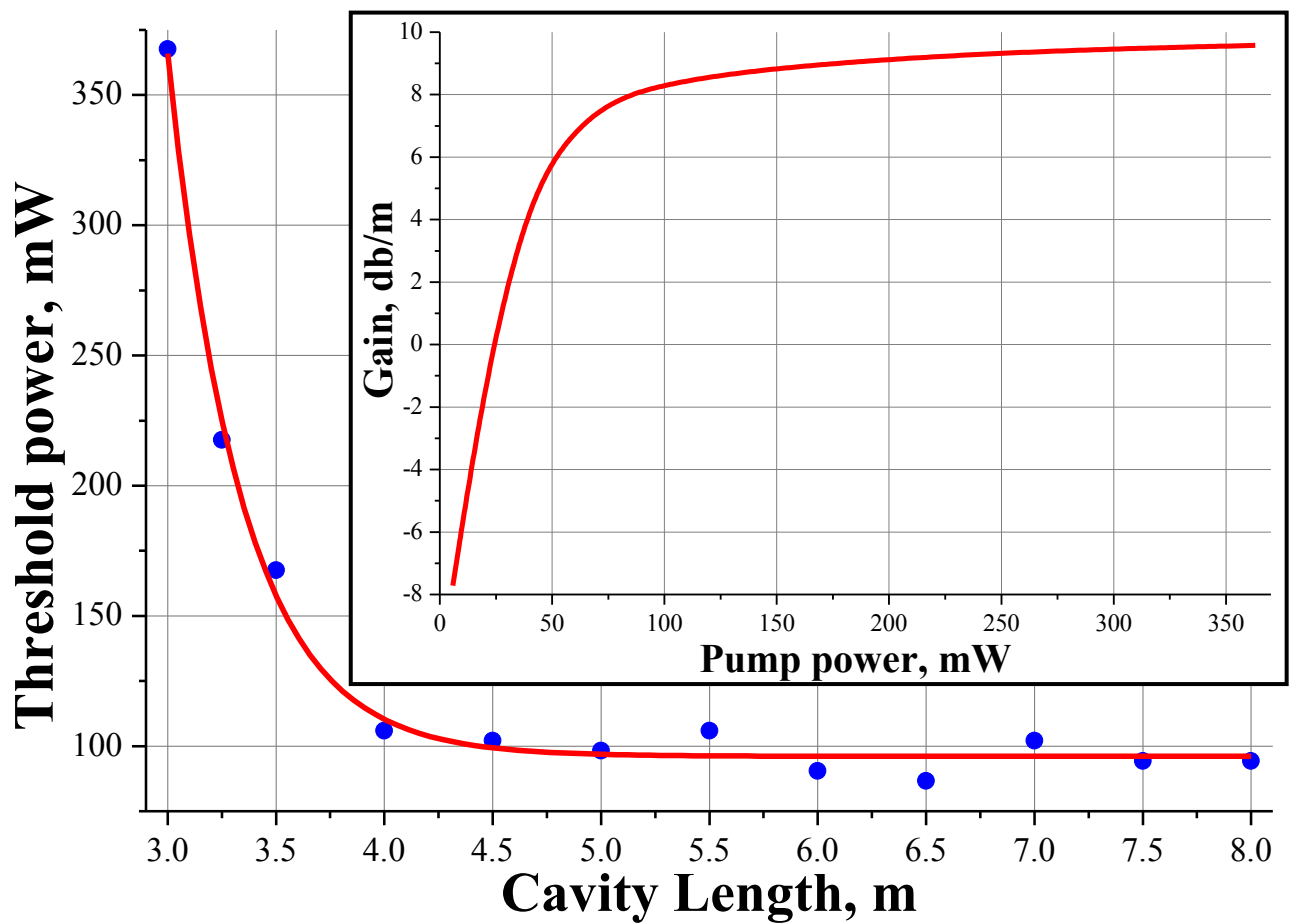


Figure 5. The dependence of the laser generation threshold on the cavity length. The insert depicts the dependence of the gain on the pump power.

Figure 5 shows the laser threshold pump power as a function of the fiber length. The minimal laser threshold level ($\sim 100\text{mW}$) is observed with a long fiber ($>5\text{m}$), while it increases up to 370mW for 3-m fiber. A small-signal gain of the 3 m length of our erbium-doped OF without FBGs was measured. The dependence of the gain on the pump power is shown in the inset in Figure 5. These measurements were carried out according to the classical scheme described in [38]. When the pump power was at a wavelength of 980 nm at 350 mW , the gain of the 1550 nm signal reaches a value $\sigma \sim 9.6\text{ dB/m}$ with the pump power at 350 mW .

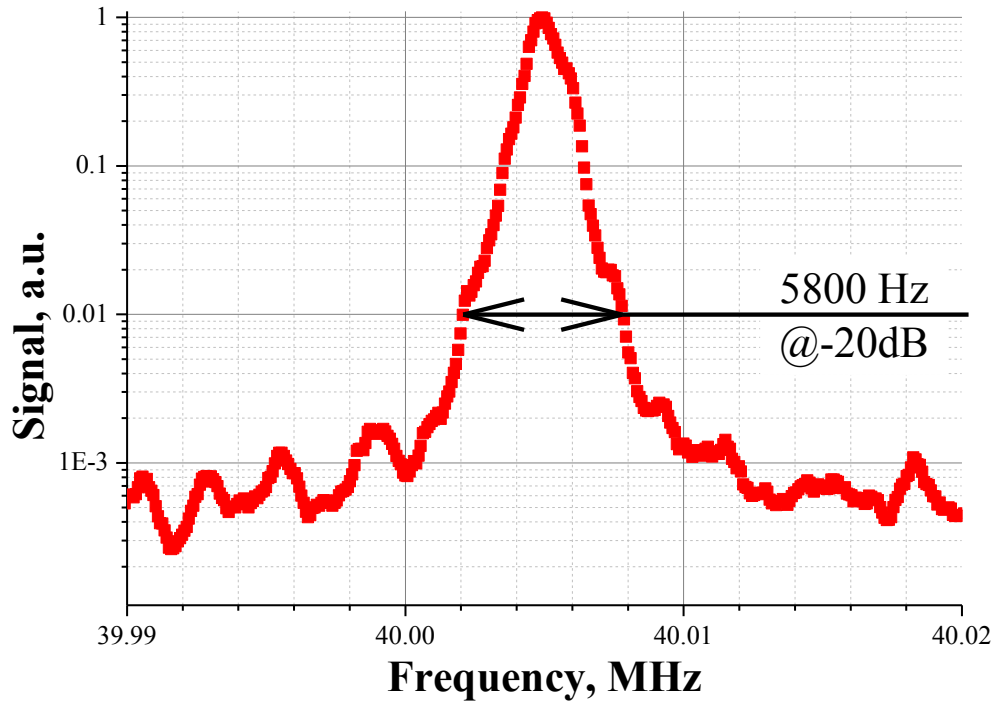


Figure 6. Self-heterodyne spectrum.

Figure 6 shows the self-heterodyne RF spectrum of laser radiation measured by RF analyzer (FSH8, Rohde & Schwarz) with an unbalanced Mach-Zehnder interferometer comprising $\sim 40\text{ MHz}$ electro-optic modulator and $\sim 50\text{ km}$ delay fiber. The recorded spectrum exhibits oscillations in the wings demonstrating that the laser coherence length is longer than the delay fiber [39]. There are two kinds of noise contributing to the spectrum: the laser white frequency noise providing a natural (Lorentzian) laser linewidth, and the $1/f$ frequency noise resulting in the approximate Gaussian linewidth [40]. The main cause of the $1/f$ frequency noise in fiber lasers is temperature fluctuations induced by pump intensity noise [41]. In the considered sub-coherent regime, the $1/f$ noise is partially filtered out from the measured spectrum [42], so we can just estimate the laser Gaussian linewidth to be between $\sim 850\text{ Hz}$ and $\sim 4\text{ kHz}$. Here, the lower limit is determined by the measured 3-dB spectrum width ($\sim 1200\text{ Hz}$) with the deconvolution factor of $\sqrt{2}$, while the upper limit is set by the resolution linked to the delay fiber length. The measured 20-dB spectrum width ($\sim 5800\text{ Hz}$) is weakly affected by the Gaussian noise and in sub-coherent regime overestimates the FWHM Lorentzian linewidth (the deconvolution factor is $2\sqrt{99}$) [43]. Therefore, the natural Lorentzian linewidth is found to be narrower than $\sim 290\text{ Hz}$. Note, the $1/f$ noise could be eliminated by using low-noise pumping [41].

We believe that such strong suppression of the Lorentzian laser linewidth is caused by the dynamical population inversion grating inscribed immediately in the random fiber cavity during lasing. The observed laser features differ drastically from the lasing of a few spectral components reported earlier with the Er-doped configurations comprising discrete FBGs with dominating stationary reflectivity [13]. Obviously, the laser dynamics is also different from the dynamics of fiber lasers based on injection locking or Brillouin scattering mechanisms and possessing similar linewidth narrowing [44-51].

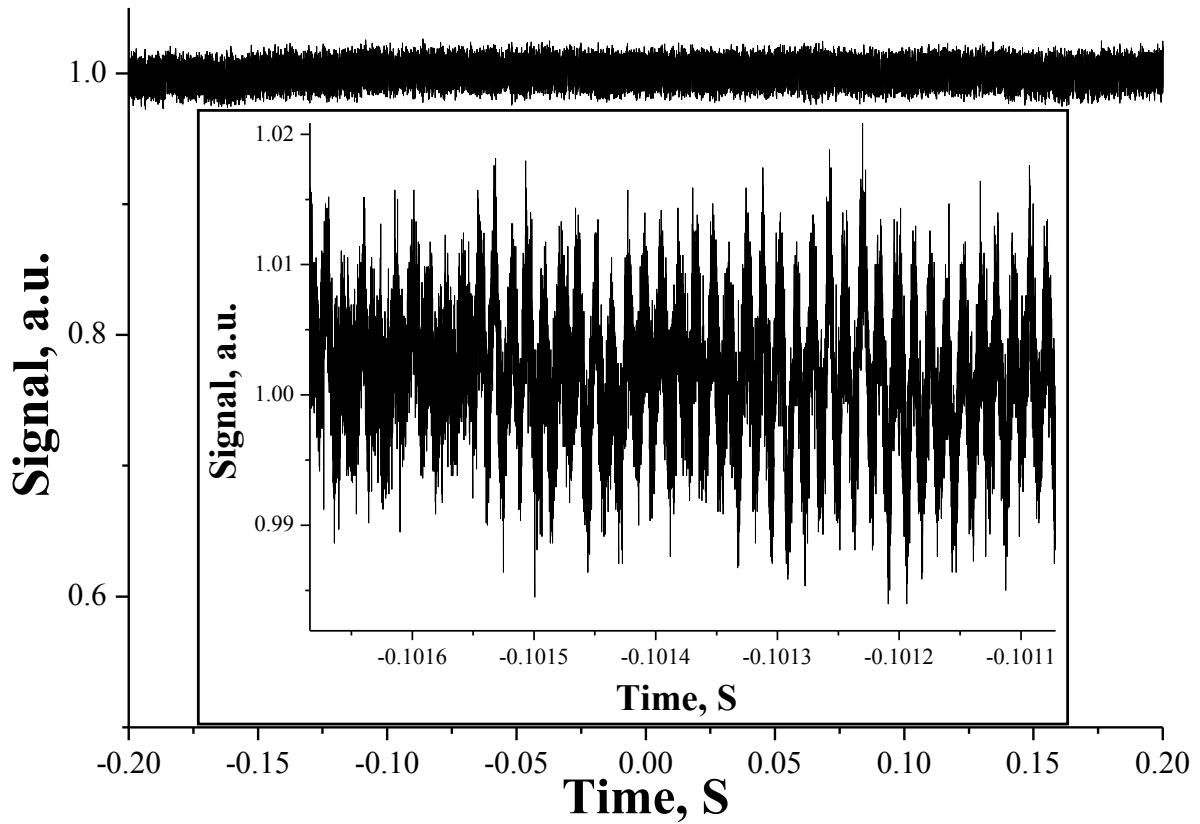


Figure 7. Typical oscilloscope trace and its zoom (inset).

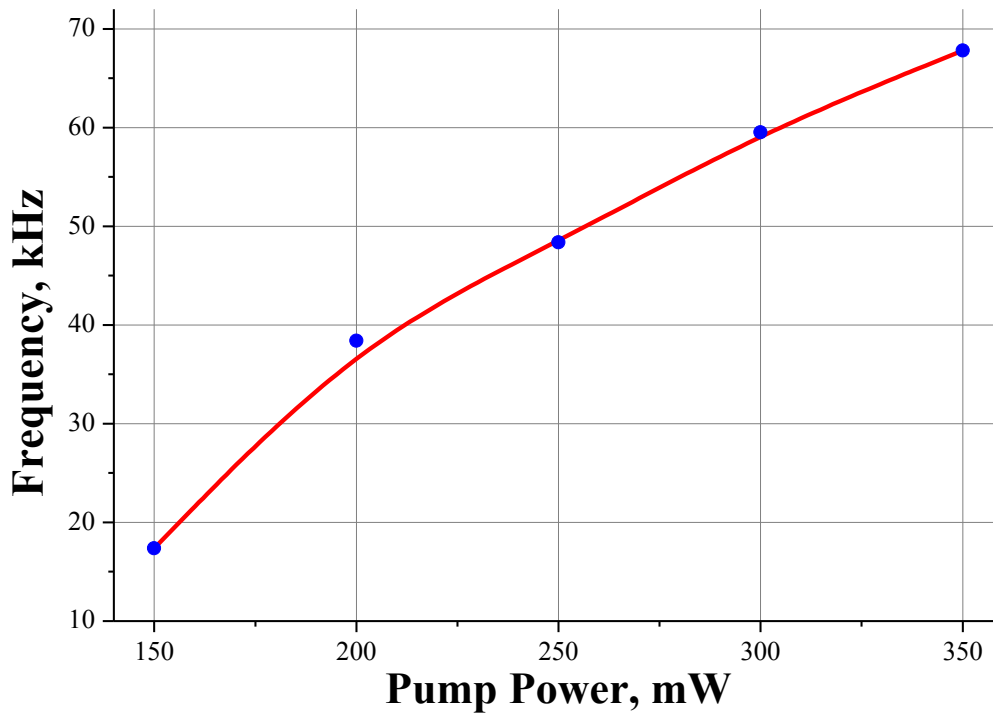


Figure 8. The dependence of the pulse repetition rate on the pump power.

The recorded traces of the laser output power, like shown in Fig.7, exhibit small fluctuations around the average level highlighting behavior typical for random lasing [1]. The minimal standard deviation of the output power fluctuation is observed at level of ~250mW and estimated to be ~2%. This laser operation essentially differs from pulsations commonly observed with heavily Er-doped fiber lasers [52].

The characteristics of recorded traces have been obtained by an analysis of the oscilloscope traces (up to three waveforms with constant pump power) with fast Fourier transform (FFT) at the pump power in the range of 150–350 mW. Note that the observed laser intensity modulation is typical for lasers based on Er-doped optical fibers (see [52-53] for details). The recorded modulation frequency is 14–70 kHz at the pump power range of 150–350 mW (see Figure 8).

3. SUMMARY

In summary, we have observed random lasing in a short Er-doped artificial Rayleigh fiber pumped by the laser diode. The lasing is achieved due to the population inversion gain and feedback caused by weak FBGs uniformly distributed over the fiber length. The laser design ensures domination of the reflectivity imposed by dynamical population inversion grating over the stationary FBGs enabling laser stability and laser Lorentzian linewidth narrowing down to ~290 Hz, while the Gaussian linewidth is kept <4kHz. The proposed random laser is a simple, compact, and cost-effective solution for many practical applications, including microwave photonics and sensing [54-62].

ACKNOWLEDGEMENTS

We thank the IRE staff for manufacturing the preform (Prof. K.M. Golant, V.A. Aksenov) and drawing the experimental fiber (I.L. Vorobyev, V.V. Voloshin, A.O. Kolosovskii). The work was carried out within the framework of the state task and partially supported by the Russian Foundation for Basic Research (RFBR) and NSFC grant 20-57-53013. The work of A.A.F is supported by Russian Science Foundation grant 18-12-00457 and RFBR grant 18-42-732001_r_mk.

REFERENCES

- [1] Fotiadi, A.A., Kiyam, R.V., "Cooperative stimulated Brillouin and Rayleigh backscattering process in optical fiber," *Opt. Lett.* 23, 1805-1807 (1998).
- [2] Fotiadi, A.A., "Random lasers: An incoherent fibre laser," *Nature Photon.* 4, 204-205 (2010).
- [3] Turitsyn, S. K., Babin, S. A., El-Taher, A. E., Harper, Paul, Churkin, D. V., Kablukov, S. I., Ania-Castañón, J., Karalekas, D. V., Podivilov, E. V. "Random distributed feedback fibre laser," *Nature Photon.* 4, 231-235 (2010).
- [4] Fotiadi, A.A., Lobach, Mégret, I. P. "Dynamics of ultra-long Brillouin fiber laser," *Proc. SPIE* 8601, 86011K (2012)
- [5] Turitsyn, S.K., Babin, S.A., Churkin, D.V., Vatik, I.D., Nikulin, M., Podivilov, E.V., "Random distributed feedback fibre lasers," *Physics Reports* 542, 133-193 (2014)
- [6] Churkin, D.V., Sugavanam S., Vatik, I.D., Wang, Z., Podivilov, E.V., Babin, S.A., Rao, Y. and Turitsyn, S.K. "Recent advances in fundamentals and applications of random fiber lasers," *Adv. Opt. Photon.* 7, 516-569 (2015)
- [7] Budarnykh, A. E., Lobach, I. A., Zlobina, E. A., Velmiskin, V. V., Kablukov, S. I., Semjonov, S. L., and Babin S.A., "Raman fiber laser with random distributed feedback based on a twin-core fiber," *Optics Letters* 43, 567-570 (2018).
- [8] Askins, C., Putnam, M., Williams, G., Friebele, E. "Stepped-wavelength optical-fiber Bragg grating arrays fabricated in line on a draw tower," *Optics Letters* 19, 147-149 (1994).
- [9] Zaitsev, I. A., Butov, O. V., Voloshin, V. V., Vorob'ev, I. L., Vyatkin, M. Yu., Kolosovskii, A. O., Popov, S.M. and Chamorovskii, Yu. K. "Optical Fiber with Distributed Bragg Type Reflector," *Journal of Comm. Tech. and Elec.* 61, 639–645 (2016)
- [10] Popov, Sergei M., Butov, Oleg V., Kolosovski, Alexander O., Voloshin, Victor V., Vorob'ev, Igor L., Vyatkin, Mikhail Yu., Fotiadi Andrei A., and Chamorovski, Yuri K. "Optical Fibres with arrays of FBG: Properties and application," *Proc. PIERS – Spring, IEEE Xplore*, 1568 – 1573 (2017)
- [11] Popov, S. M., Butov, O.V., Kolosovskii, A.O., Voloshin, V.V. Vorob'ev, I.L., Isaev, V.A., Vyatkin, M.Yu, Fotiadi, A.A, Chamorovsky, Yu., K., "Optical fibres and fibre tapers with an array of Bragg gratings," *QUANTUM ELECTRON* 49 (12), 1127–1131 (2019)

- [12]Chamorovskiy, Yu.K., Butov, O.V., Kolosovskiy, A.O., Popov, S.M., Voloshin, V.V., Vorob'ev, I.L., Vyatkin, M. Yu., Odnobludov, M.A. "Long tapered fibre with array of FBG", *Optical Fiber Technology* 50, 95-98 (2019)
- [13]Lizarraga, N., Puente, N. P., Chaikina, E. I., Leskova, T. A., Mendez, E. R. "Single-mode er-doped fiber random laser with distributed bragg grating feedback", *Opt. Express* 17, 395-404 (2009).
- [14]Bliokh, Y., Chaikina, E. I., Lizarraga, N., Méndez, E. R., Freilikher, Nori, V. F. "Disorder-induced cavities, resonances, and lasing in randomly layered media", *Physical Review B* 86, 054204 (2012).
- [15]Ye, J., Xu, J., Zhang, H., Zhou P. "Powerful narrow linewidth random fiber laser", *Photonic Sensors* 7, 82-87 (2017).
- [16]Popov, S.M., Butov, O.V., Chamorovskiy, Y.K., Isaev, V.A., Kolosovskiy, A.O., Voloshin, V.V., Vorob'ev, I.L., Vyatkin, M.Y., Mégret, P., Odnoblyudov, M., Korobko, D.A., Zolotovskii, I.O., Fotiadi A. A., "Brillouin lasing in single-mode tapered optical fiber with inscribed fiber bragg grating array", *Results in Physics* 9, 625-627 (2018).
- [17]Popov, S. M., Butov, O. V., Chamorovsky, Yu. K., Mégret, P., Zolotovskii, I. O., Fotiadi, A. A., "Short cavity Brillouin Random Laser," *Proc. ICLO, IEEE Xplore*, R8-12 (2016).
- [18]Popov, S.M., Butov, O.V., Chamorovskiy, Y.K., Isaev, V.A., Kolosovskiy, A.O., Voloshin, V.V., Vorob'ev, I.L., Vyatkin, M.Yu., Mégret, P., Odnoblyudov, M., Korobko, D.A., Zolotovskii, I.O. and Fotiadi, A.A., "Short cavity Tunable Brillouin Random Laser", *Proc. ICLO, IEEE Xplore*, 299 (2018)
- [19]Abdullina, S., Vlasov, A., Lobach, I., Belai, O., Shapiro, D., Babin, S., "Single-frequency yb-doped fiber laser with distributed feedback based on a random FBG", *Laser Physics Letters* 13, 075104 (2016).
- [20]Lobach, I.A., Kablukov, S.I., Podivilov, E.V., Fotiadi, A.A., Babin S.A. "Fourier synthesis with single-mode pulses from a multimode laser," *Opt. Lett.* 40, 3671-3674 (2015)
- [21]Drobyshev, R.V., Lobach, I.A., Podivilov, E.V., Kablukov, S.I. "Spectral characterization technique of self-organized distributed feedback in a self-sweeping fiber laser," *Opt. Express* 27, 21335-21346 (2019).
- [22]Lobach, I.A., Drobyshev, R.V., Fotiadi, A.A., Podivilov, E.V., Kablukov, S.I., Babin, S.A. "Open-cavity fiber laser with distributed feedback based on externally or self-induced dynamic gratings," *Opt. Lett.* 42, 4207-4210 (2017)
- [23]Stepanov, S., Fotiadi, A.A., Mégret, P. "Effective recording of dynamic phase gratings in Yb-doped fibers with saturable absorption at 1064nm," *Opt. Express* 15, 8832-8837 (2007)
- [24]Fotiadi, A. A., Antipov, O. L., and Mégret, P., "Dynamics of pump-induced refractive index changes in single-mode Yb-doped optical fibers," *Opt. Express* 16, 12658 (2008).
- [25]Kuznetsov, M. S., Antipov, O. L., Fotiadi, A. A. and Mégret, P., "Electronic and thermal refractive index changes in ytterbium-doped fiber amplifiers," *Opt. Express* 21, 22374 (2013).
- [26]Zolotovskii, I. O., Korobko, D. A., Lapin, V. A., Mironov, P. P., Sementsov, D. I., Yavtushenko, M. S., and Fotiadi, A. A., "Generation of ultrashort laser pulses through a resonant interaction of quasi-continuous wave packet with running refractive index wave," *Journal of the Optical Society of America B* 36, 2877-2883 (2019).
- [27]Zolotovskii, I. O., Korobko, D. A., Mironov, P. P., Sementsov, D. I., Fotiadi, A. A., and Yavtushenko, M. S., "Dynamics of a wave packet of whispering-gallery-mode type in an optical waveguide in the presence of a traveling refractive-index wave," *Optics and Spectroscopy* 124, 418-423 (2018).
- [28]Zolotovskii, I. O., Korobko, D. A., Lapin, V. A., Mironov, P. P., Sementsov, D. I., Fotiadi, A. A. and Yavtushenko, M. S., "Generation of subpicosecond pulses due to the development of modulation instability of whispering-gallery-mode wave packets in an optical waveguide with a travelling refractive-index wave," *Quantum Electronics* 48, 818-822 (2018).
- [29]Popov, S.M., Chamorovsky, Yu.K., Mégret, P., Zolotovskii, I.O., Fotiadi, A.A. "Brillouin Random Lasing in Artifice Rayleigh Fiber", *Proc. ECOC*, 1 – 3 (2015).
- [30]Popov, S. M., Butov, O.V., Chamorovski, Y.K., Isaev, V.A., Mégret, P., Korobko, D.A., Zolotovskii, I.O., and Fotiadi, A.A. "Narrow linewidth short cavity brillouin random laser based on bragg grating array fiber and dynamical population inversion gratings", *Results in Physics* 9, 806-808 (2018).
- [31]Popov, S. M., Butov, O. V., Bazakutsa, A. P., Vyatkin, M. Y., Chamorovskii, Y. K., and Fotiadi, A. A., "Random lasing in a short Er-doped artificial Rayleigh fiber," *Results in Physics* 16, 102868 (2020).
- [32]Kholodkov, A., Golant, K., "Er 3+ ion photoluminescence in silicate glasses obtained by plasma-chemical deposition in a low-pressure microwave discharge", *Technical Physics* 50, 719-726 (2005).
- [33]Soller, B.J., Gifford, D.K., Wolfe, M.S., Froggatt, M.E., "High resolution optical frequency domain reflectometry for characterization of components and assemblies," *Opt. Express.* 13, 666–674. (2005)

- [34] Faustov, A. V., Gusarov, A., Wuilpart, M., Fotiadi, A. A., Liokumovich, L. B., Zolotovskiy, I. O., Tomashuk, A. L., Schoutheete, T., and Megret P., "Comparison of gamma-radiation induced attenuation in al-doped, p-doped and ge-doped fibres for dosimetry," *IEEE Transactions on Nuclear Science* 60, 2511-2517 (2013).
- [35] Faustov, A. V., Gusarov, A., Liokumovich, L. B., Fotiadi, A. A., Wuilpart, M., and Mégret, P., "Comparison of simulated and experimental results for distributed radiation-induced absorption measurement using OFDR reflectometry," in *Proceedings of SPIE - The International Society for Optical Engineering* (2013).
- [36] Faustov, A. V., Gusarov, A. V., Mégret, P., Wuilpart, M., Zhukov, A. V., Novikov, S. G., Svetukhin, V. V., and Fotiadi, A. A., "The use of optical frequency-domain reflectometry in remote distributed measurements of the γ -radiation dose," *Technical Physics Letters* 41, 414-417 (2015).
- [37] Faustov, A. V., Gusarov, A. V., Mégret, P., Wuilpart, M., Zhukov, A. V., Novikov, S. G., Svetukhin, V. V., and Fotiadi, A. A., "Application of phosphate doped fibers for OFDR dosimetry," *Results in Physics* 6, 86-87 (2016).
- [38] Desurvire, E., [Erbium-Doped Fiber Amplifiers: Principles and Applications], Wiley, 1994.
- [39] Richter, L.E., Mandelberg, H. I., Kruger, M. S., Mcgrath, P. A., "Linewidth determination from self-heterodyne measurements with subcoherence delay times," *IEEE Journal of Quantum Electronics* 22, 2070-2074 (1986).
- [40] Mercer, L.B., "1/f frequency noise effects on self-heterodyne linewidth measurements," *Journal of Lightwave Technology* 9, 485-493 (1991).
- [41] Horak, P., Voo, N.Y., Ibsen, M., and Loh W.H., "Pump-noise-induced linewidth contributions in distributed feedback fiber lasers", *IEEE photonics technology letters* 18, 998-1000 (2006).
- [42] Horak, P., and Loh, W.H., "On the delayed self-heterodyne interferometric technique for determining the linewidth of fiber lasers", *Opt. Express* 14, 3923-3928 (2006).
- [43] Yu, P. "A novel scheme for hundred-hertz linewidth measurements with the self-heterodyne method", *Chinese Physics Letters* 30, 084208 (2013).
- [44] Spirin, V. V., López-Mercado, C. A., Kablukov, S. I., Zlobina, E. A., Zolotovskiy, I. O., Mégret, P., and Fotiadi, A. A., "Single cut technique for adjustment of doubly resonant brillouin laser cavities," *Optics Letters* 38, 2528-2530 (2013).
- [45] Spirin, V. V., Bueno Escobedo, J. L., Korobko, D. A., Mégret, P., and Fotiadi, A. A., "Stabilizing DBF laser injection-locked to an external fiber-optic ring resonator," *Opt. Express* 28, 478-484 (2020).
- [46] Zolotovskii, I.O., Korobko, Dmitry A., Panajotov, Krassimir, Spirin, Vasily V., Fotiadi, Andrei A., "Modeling of a semiconductor laser coupled to an external fiberoptic ring resonator," *Proc. SPIE* 10682, 106821V (2018).
- [47] Bueno Escobedo, J. L., Spirin, V. V., López-Mercado, C. A., Mégret, P., Zolotovskii, I. O., and Fotiadi, A. A., "Self-injection locking of the DFB laser through an external ring fiber cavity: Polarization behavior," *Results in Physics* 6, 59-60 (2016).
- [48] Spirin, V.V., Mégret, P. and Fotiadi, A.A., [Passively Stabilized Doubly Resonant Brillouin Fiber Lasers in Fiber Lasers], INTECH (2016).
- [49] Spirin, V.V., López-Mercado, C.A., Mégret, P. and Fotiadi, A.A., "Single-mode Brillouin fiber laser passively stabilized at resonance frequency with self-injection locked pump laser," *Laser Phys. Lett.* 9(5), 377-380 (2012).
- [50] López-Mercado, C.A., Spirin, V.V., Bueno Escobedo, J.L., Lucero, A.M., Mégret, P., Zolotovskii, I.O. and Fotiadi, A.A., "Locking of the DFB laser through fiber optic resonator on different coupling regimes," *Optics Communications*, 359, 195-199 (2016).
- [51] Spirin, V.V., López-Mercado, C.A., Kinet, D., Mégret, P., Zolotovskiy, I.O. and Fotiadi, A.A., "Single longitudinal-mode Brillouin fiber laser passively stabilized at pump resonance frequency with dynamic population inversion grating," *Laser Phys. Lett.* 10, 015102 (2013).
- [52] Smirnov, A.M., Bazakutsa, A.P., Chamorovski, Yu.K., Nechepurenko, I.A., Dorofeenko, A.V., Butov, O.V., "Thermal Switching of Lasing Regimes in Heavily Doped Er³⁺ Fiber Lasers", *ACS Photonics* 5, 5038-5046 (2018)
- [53] Skvortsov, M.; Wolf, A.; Dostovalov, A.; Vlasov, A.; Akulov, V.; Babin, S., "Distributed feedback fiber laser based on a fiber Bragg grating inscribed using the femtosecond point-by-point technique," *Laser Phys. Lett.* 15, 035103 (2018).
- [54] Popov, S. M., Chamorovski, Y. K., Isaev, Victor A., Mégret, P., Zolotovskii, I.O and Fotiadi, A. A., "Electrically tunable Brillouin fiber laser based on a metal-coated single-mode optical fiber," *Results in Physics* 7, 852-853 (2017).

- [55] López-Mercado, C. A., Jason, J., Spirin, V. V., Escobedo, J. L. B., Wuilpart, M., Mégret, P., Korobko, D. A., Zolotovskiy, I. O., and Fotiadi, A. A., "Cost-effective laser source for phase-OTDR vibration sensing," Proc. SPIE 10680, 106802S, 2018.
- [56] Bueno Escobedo, J. L., Jason, J., López-Mercado, C. A., Spirin, V. V., Wuilpart, M., Mégret, P., Korobko, D. A., Zolotovskiy, I. O. and A. A. Fotiadi, "Distributed measurements of vibration frequency using phase-OTDR with a DFB laser self-stabilized through pm fiber ring cavity," Results in Physics 12, 1840-1842 (2019).
- [57] Jason, J., Popov, S. M., Butov, O. V., Chamorovskiy, Y. K., Golant, K. M., Fotiadi, A. A., and Wuilpart M., "Sensitivity of high rayleigh scattering fiber in acoustic/vibration sensing using phase-OTDR," , Proc. SPIE 10680, 106801B (2018).
- [58] Caucheteur, C., Fotiadi, A., Mégret, P., Slattery, S., and Nikogosyan, D., "Polarization properties of long-period gratings prepared by high-intensity femtosecond 352-nm pulses," IEEE Photonics Technology Letters 17, 2346-2348 (2005).
- [59] Spirin, V. V., B. Escobedo, J. L., Korobko, D. A., Zolotovskiy, I. O., López-Mercado, C. A., Mégret, P., and Fotiadi, A. A., "Fiber laser for application in phase sensitive optical time domain reflectometry," Proc. SPIE 10512, 105122F (2018).
- [60] Fotiadi, A. A., Brambilla, G., Ernst, T., Slattery, S. A., and Nikogosyan D. N., "TPA-induced long-period gratings in a photonic crystal fiber: Inscription and temperature sensing properties," JOSA B 24, 1475-1481 (2007).
- [61] Spirin, V. V., Lopez-Mercado, C. A., Mégret, P., and Fotiadi, A. A., "Fiber laser for phase sensitive optical time domain reflectometry," Selected Topics on Optical Fiber Technologies and Applications, 197 (2018).
- [62] Boivinet, S., Lecourt, J.B., Hernandez, Y., Fotiadi, A. A., Wuilpart, M., and Mégret, P., "All-fiber μm pm mode-lock laser delivering picosecond pulses at sub-mhz repetition rate," IEEE Photonics Technology Letters 26, 2256-2259 (2014).